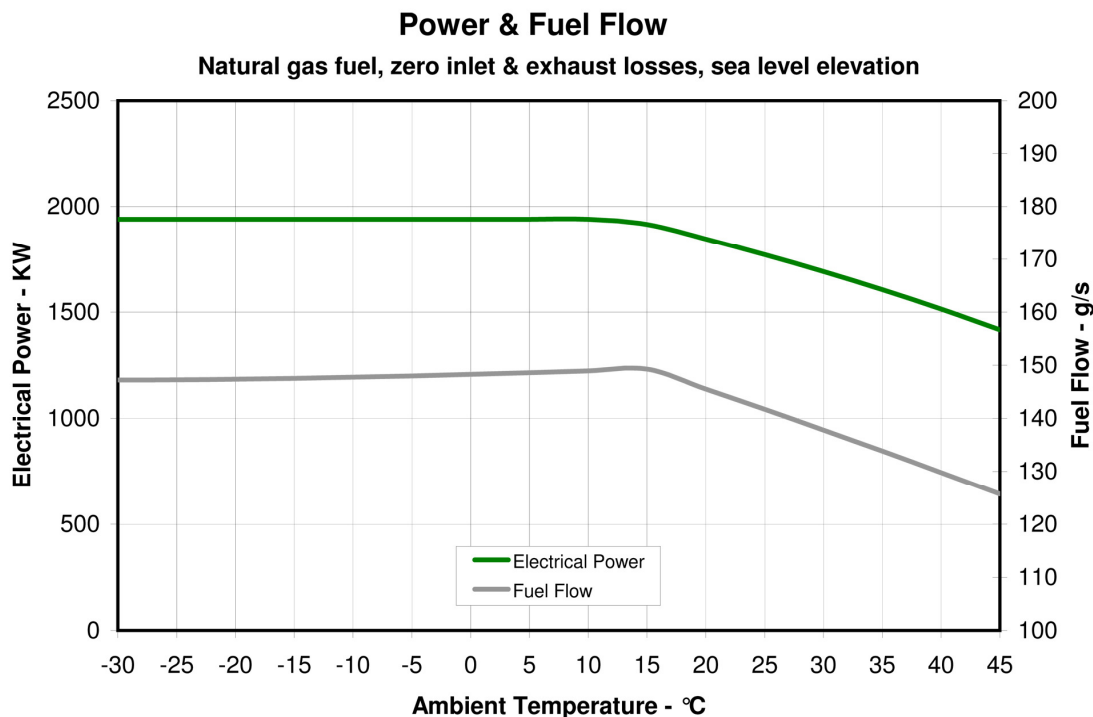


To obtain consistency in gas turbine ratings, all gas turbine performance is based on operation at standard air temperature, elevation, and inlet or exhaust pressure losses. The International Standards Organization has designated these performance conditions as 15°C (59°F) ambient air temperature, sea level elevation, zero inlet and exhaust losses – also known as ISO Conditions. The performance data provided on this technical data sheet is based on the OP16 operating at ISO conditions and its actual performance will deviate from its rated performance under installation / site conditions.

Since the gas turbine is an internal combustion engine, its performance is a function of the mass flow of air entering and exiting the turbine, and is influenced by ambient air temperature and pressure, and by air filter, ducting and exhaust pressure losses associated with site conditions. In general, gas turbine performance is increased at lower temperatures, elevations and inlet and exhaust losses, and falls off as all of these parameters increase. Mechanical components in the turbine or drive train generally place an upper limit on the power capability of the unit.



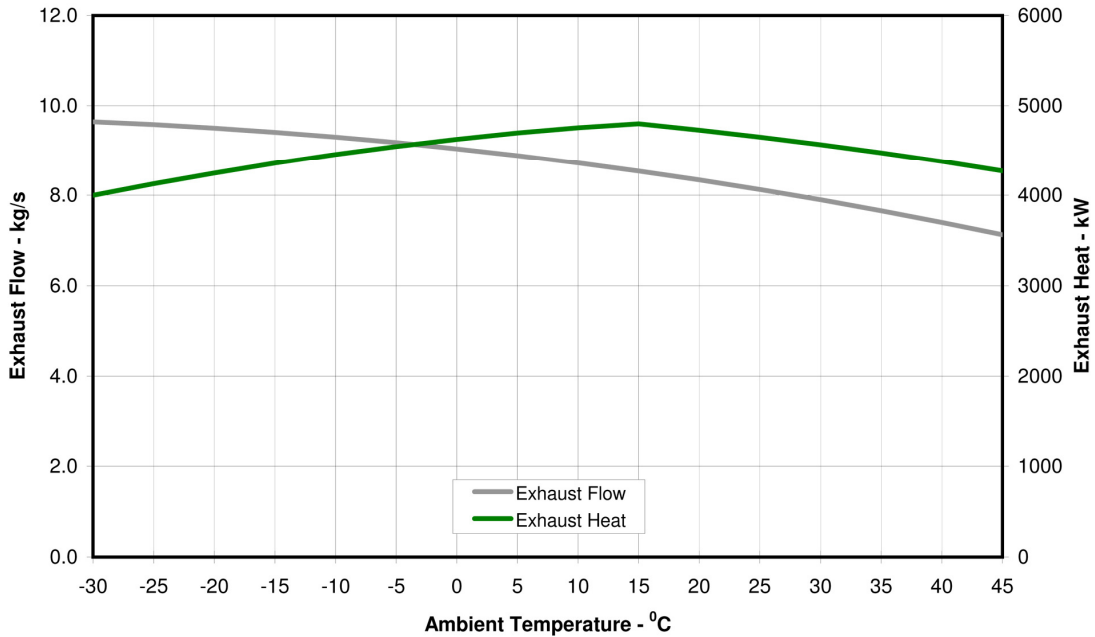
The OP16 gas turbine is rated at 1900 KW shaft power at ISO conditions. When driving a generator rated at 97% efficiency, the OP16 shaft horsepower translates to 1840 KW electrical power. The integral reduction gear places an upper limit on power at 2000 KW.

Other ISO performance curves are reproduced on the reverse side of this page. For OP16 performance at expected site conditions, please contact an OPRA sales representative or one of the OPRA offices.

Note: All performance data provided herein is preliminary and may be used for estimating purposes only until certified or presented in an OPRA proposal / quotation.

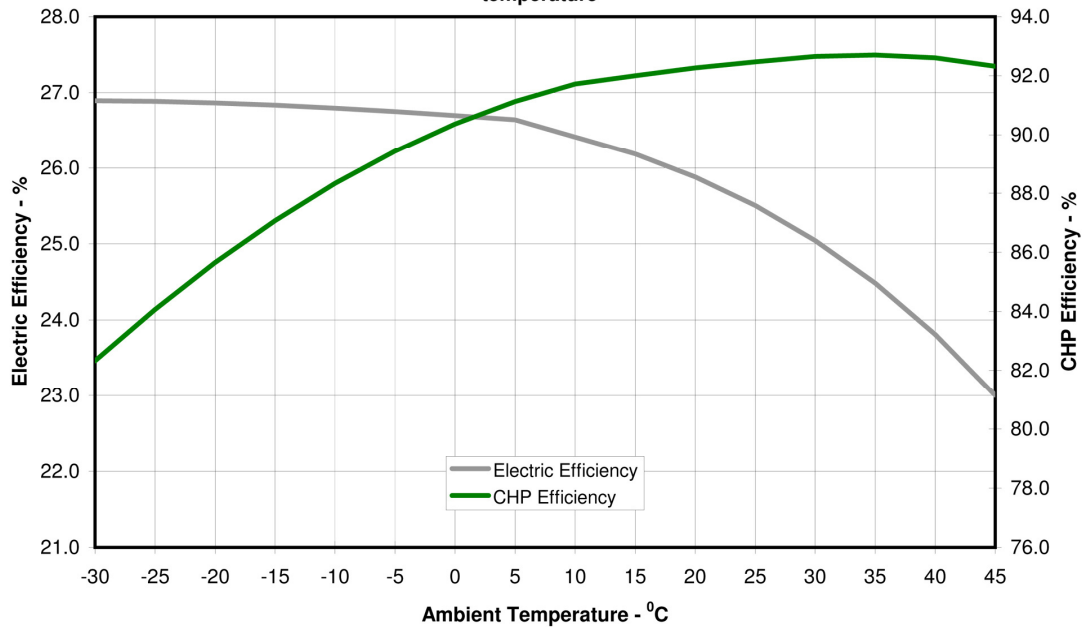
Exhaust Flow and Exhaust Heat

Natural gas fuel, zero inlet & exhaust losses, sea level elevation



Electric and CHP Thermal Efficiency

Natural gas fuel, zero inlet & exhaust losses, sea level elevation, 90 C stack temperature



Note: All performance data provided herein is preliminary and may be used for estimating purposes only until certified or presented in an OPRA proposal / quotation.